

HOW TO:



REGISTER WITH **RYN**[™]

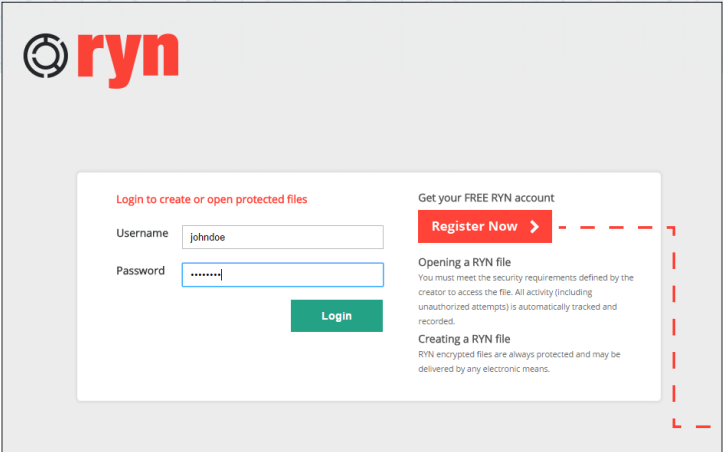


REGISTER WITH RYN™

Go to rynfile.com and click **Access Now** OR **Try It Free** to go to the **RYN™** secure login and registration page.



Or go to my.rynfile.com



2.

Click on **Register Now** to go to the registration page.



Registration

You are registering for the RYN Free Edition - Includes use of enhanced features during your trial period.

Personal Information

Name	* First John	Middle	* Last Doe	Suffix
* Email Address	johndoe@xyz.com			
* Verify Email Address	johndoe@xyz.com			

Mailing Address

* Line 1	456 Simple Street			
Line 2				
* City or Location	* State or Region	* Postal Code	Country	
Apopka	FL	34700	United States	

Create Username & Password

* Username johndoe	* Verify Username johndoe
* Password *****	* Verify Password *****

Security Question

* Select Security Question	What is your mother's maiden name?
* Answer	Smith
<input type="checkbox"/> Yes, I would like to receive the RYN newsletter.	

Continue

3

4


On the **RYN™** registration page, complete all fields marked with an asterisk (*).

Note:

Your **Username** is case-sensitive and must be a minimum of 6 characters, cannot include any spaces, may contain numbers and may only have the four following symbols: @ _ . -.

Your **Password** is case-sensitive and must be 6-24 characters. It can include any numbers or symbols but cannot include spaces.

Once you have finished, press **Continue** to go to the account verification page.

 Registration

Please review the information below and make changes, if necessary.

Once you click on the submit button a registration confirmation email will be sent to you at **johndoe@xyz.com** from KeySender@biometricfile.com. You may want to add KeySender@biometricfile.com to your contact list so that this email is not blocked by your server.

Important: You will not be able to login until you click on the link contained in the email to activate your account.

I have read and agree to the Terms and Conditions

On the **RYN™** account verification page, review your registration information.

If the information is **correct**, agree to the terms and click **Submit**.


If the information is **not correct**, click **Make Changes**.

Make the necessary corrections and click **Continue**. Review your registration information, agree to the terms and click **Submit**.

You will be returned to the **RYN™** secure login and registration page and a **RYN™** confirmation email will be sent to the email address you provided on the registration form.

5.

6.



Hi johndoe,

Click on the link below to verify your email address and to activate your account.

[Complete Registration](#)

If you can't click the link above, you can verify your email address by copying and pasting (or typing) the following into your browser.

<http://apps.rynfile.com/ReaderActivation?id=NFglTTYtRDQ3MEwtNUUyMjctRTc4NFgtNFQxUjQtMzJSN00tNFU3TTAtNDVRNTY%3d>

What is RYN?

RYN is a cloud-based encryption service that allows our customers (individual users and integrated IT systems) to extend the perimeter of protection for their data to anywhere. Simple to use and easy to setup.

RYN is the most advanced file encryption service. [Learn more](#)

Need help setting up your RYN account? [Email Support](#)

You **MUST** now **Activate** your **RYN™** account. Open the confirmation email from **RYN™** support and click **Complete Registration** or click the link provided in the email.

The **RYN™** account verification screen and confirmation message will open. You may now return to the **RYN™** secure login and registration page to login and begin using your account.